

Specification

Curve Lighting System

AS3535-2500

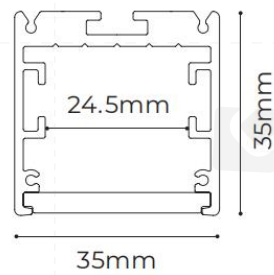


AS3535-2500



Features






- Various installation ways: pendant, recessed and surface mounted
- Ever-changing shapes generated by means of super free application and connections of lines and arcs
- Flexible diffuser making it easy for installation without connections for over length application and light leakage
- Specially designed light source with diffusers producing homogeneous and soft lighting
- AL6063-T5 aluminum profile with high-quality surface treatment and three optional colors of black, white and silver



Details







Optional Accessories

Picture	Item	Parameter	Model
	①Profile	Material: AL6063-T5 Profile weight: 1.99kg/2.5M Size: L2500*W35*H35mm Surface processing: Spray	AS3535-2500
	②Cover	Size: L20000*W32*H3.5mm Light transmittance: 55%	CV-AS3535FD
	③End cap	Size: L35*W35*H1.5mm	EC-AS3535
	④Flexible modular	Material: FPC,CCT:2700/3000/3500/4000/5000/ 6500K; CRI > 80/90; Voltage: 24V; Power: 19.2W/M; Lumen: 2880Lm/M; Width: 15mm; Minimum cutting unit: 8LEDs/50mm;	DS8160-24V- 15mm
		Material: FPC,CCT:RGB; CRI > 80; Voltage: 24V; Power: 25W/M; Lumen: 720Lm/M; Width: 15mm; Minimum cutting unit: 6LEDs/50mm;	DMA120-24V- 15mm



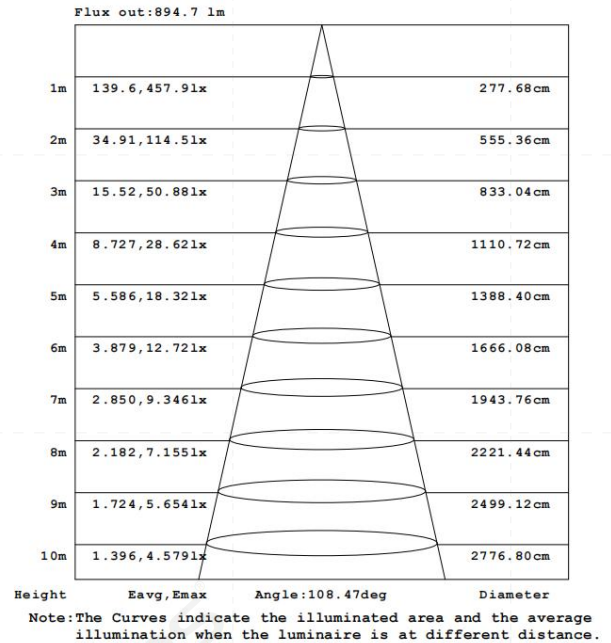
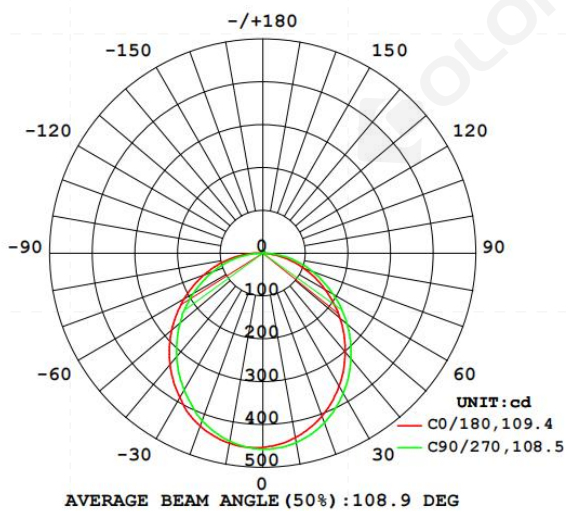
Picture	Item	Parameter	Model
	④Flexible modular	Material: FPC,CCT:RGB; CRI > 80; Voltage: 24V; Power: 20W/M; Lumen: 815Lm/M; Width: 15mm; Minimum cutting unit: 6LEDs/50mm;	DA168-24V-15mm
		Material: FPC,CCT:2700+6500K; CRI > 80/90; Voltage: 24V; Power: 19.2W/M; Lumen: 2880Lm/M; Width: 15mm; Minimum cutting unit: 16LEDs/50mm;	DS8320-24V-15mm
	④Rigid modular	Material:AL,CCT:2700/3000/3500/4000/5000/6500K; CRI > 80/90; Voltage: 24V; Power: 9.6W/pcs; Lumen: 1440Lm/PCS; Width: 20mm; Minimum cutting unit: 16LEDs/100mm;	DY8160-24V-20mm
	Pendant cable	Steel cable: D1.5*2000\4000mm\maximum load bearing:13Kg	PN-W
	Pendant cable	Size:20AWG\2000mm\maximum load bearing:6.5Kg	PE-K
	Recessed buckle	Size: L78*W34*H15mm	RE-13
	Connect fitting	Size: L30*W23.5*H4.6mm	EX-26
	Mounting clip	Size: 33.5*8.5*5.6mm	CL-05
	Screw set	Size: M3.5*40mm	CL-01
	Programmable digital controller	Power supply: DC 5V-24V input Power consumption : 2W Working temperature : Ta:0-20 °C~0+85 °C	K-1000C
	Programmable digital controller	Power supply: DC 5V-24V input Power consumption : 5W Working temperature : Ta:0-20 °C~0+85 °C	K-8000C



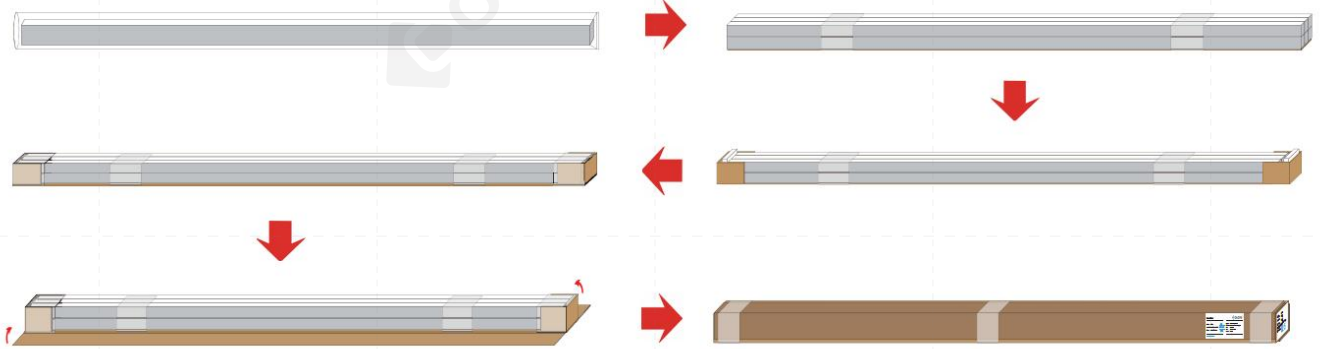
Picture	Item	Parameter	Model
	RGB control receiver	Input voltage: DC12-48V Output current: 18A Output Power: Max 216W@12V/Max 432W@24V/ Max 648W@36V/Max 864W@48V Working temperature: -30°C- +55°C	CR3-GBA
	RGBW Remote	output signal: RF Working voltage: 3VDC(CR2032) Remote control distance: 30m Working temperature:Ta:0-30°C~0+55 °C	CK4-GBA
	CCT control receiver	Input voltage : DC12-48V Output current: 8A Output Power: Max 192W@12V/Max 284W@24V/ Max 576W@36V/Max 768W@48V Working temperature: -30°C— +55°C	CR2-GBA
	CCT Remote	output signal: RF Working voltage: 3VDC(CR2032) Remote control distance: 30m Working temperature:Ta:0-30°C~0+55 °C	CK2-GBA

Optical Parameter

AS3535-1000 module/DY8160-24V-20mm light source, frosted diffuser



Package



Components	Packaging material	Size(mm)	NW(kg)	GW(kg)	Content
2500	Hat box	2580*150*108mm	24	27	12pcs/box

